

Pro BRAVIA BZ35P

4K professional display with unique Deep Black Non-Glare Standard enhanced with IP5X rating and brightness for optimal viewing in various environments. Available in multiple screen sizes



Overview

Bold, bright pictures with wide customisation possibilities

BRAVIA BZ35L Series is the truly professional display that's designed for flawless round-the-clock operation in retail, corporate and educational environments. Add impact to digital signage and employee communications with bright, colourful high-contrast 4K HDR images. Pro-friendly features simplify integration, easy operation and seamless content sharing in today's connected AV environments. Flexible customisation options make the BZ35L Series the ideal LED display for doing better business.

Vibrant, true-to-life images that can't be missed

The BZ35L Series grabs your audience's attention with high 550 nit screen brightness for punchy, high-impact visuals that are always seen clearly. Advanced Sony picture processing technologies ensure your content looks its very best. The panel's extra-wide viewing angle ensures that everyone in the room can enjoy clear, bright images wherever they're positioned.

Features

Richer, more natural colour

Sony's power-packed 4K HDR Processor X1 and TRILUMINOS Pro technology faithfully reproduces a phenomenal range of rich, true-to-life colours.

Finer detail

4K X-Reality PRO processing upscales pictures closer to true 4K quality. Images are sharpened and refined in real time, revealing extra detail from lower-resolution picture sources.

Smoother movement

Motionflow XR ensures smoother, more natural reproduction of rapidly-moving on-screen images.

Installation flexibility to suit every environment

The sleek, minimal design of the BZ35L Series brings impeccable style to any business environment. The display's elegant lines are further enhanced by practical touches for seamless integration in retail stores, colleges and corporate workspaces.

Wall-Mount Adjuster

BRAVIA comes supplied with a Wall-Mount Adjuster, giving extra flexibility for mounting the display centrally in portrait or landscape orientation.

Side Mounted interfaces

Signal connections, networking and other interfaces are conveniently side mounted for easy installation and access when the display's in portrait position.

Discreet Logo

The Sony logo is discreetly positioned on the edge of the display's beautifully slim bezel – with nothing distracting your audience from immersive images.

Landscape, Portrait and Tilt

Install BRAVIA in portrait or landscape orientation to suit any corporate or retail space. The display can also be tilted at an angle for even greater flexibility.

Round the clock reliability

Business never sleeps: BRAVIA is engineered for dependable 24/7 operation in the most challenging corporate and commercial environments.

Special settings for professional use

Pro Settings mode makes doing business even easier, allowing you to customise BRAVIA settings and operating modes to suit the demands of corporate or retail environments. Disable input or remote control functions, schedule on/off times, remove labels and block buttons to avoid tampering when the screen's being used in public spaces. Customise and store display settings, then copy them easily from display to display via USB flash memory.

Get great pictures fast

Forget fiddling with display settings. One Step Setting offers presets tuned to your environment including meeting room, vivid signage, natural signage and graphics. Just pick a preset: BRAVIA instantly configures picture mode, input, control settings and more.

Easy multi-screen setup

Configuring multiple screens for large display applications is easier than ever. The Multi Display Setting (MDS) app helps you create stunning video walls with multiple BRAVIA displays 'tiled' together.

Easy integration

BRAVIA BZ35L Series is made for today's connected world. There's seamless support for today's leading automation and control platforms, while open APIs simplify integration with other vendor solutions.

Large 32GB internal storage

The internal memory on some other displays is eaten up by the operating system, leaving little space for your own apps and content. BZ35L Series doubles internal storage from 16GB to a generous 32GB – giving loads more room on board to hold apps, photos, videos and digital signage.

Signage made simple

Informing and guiding visitors with digital signage in retail stores and corporate spaces has never been simpler. Built-in support for HTML5 makes it easy to display interactive signage content on BRAVIA without the need for a dedicated set-top box, media player or PC. On-board BRAVIA Signage Free (BSF) software automatically plays out HTML content, video and photos when a USB stick memory is slipped into BRAVIA. It's that simple.

Wireless screen mirroring

Easily mirror content wirelessly from handheld device onto BRAVIA with in-built support for Apple AirPlay and Google Chromecast.

Meet more easily

Get Google Meet from Google Play Store, and pair BRAVIA with a compatible webcam for easy video meetings.

With BRAVIA, sustainability in every scene

With growing demand for ever larger display screens, there is also the risk of greater resource and energy use. However, Sony's sustainability commitments are realizing efficiency gains from product development right through to customers viewing screens.

General Features

Screen Size	85" 75" 65" 55" 50" 43"
Brightness (cd/m ²)	500
Contrast Ratio	85" Screen: 4500:1, 75" Screen: 1200:1, 65" Screen: 1200:1, 55" Screen: 1200:1, 50" Screen: 5000:1, 43" Screen: 1200:1
Dynamic Contrast Ratio	400,000:1
Response Time (Gray to gray, Typical, ms)	85" Screen: 8.0 75" Screen: 8.0 65" Screen: 8.0 55" Screen: 8.0 50" Screen: 6.0 43" Screen: 8.0
Display Resolution (H x V, pixels)	3840 x 2160
HDR (High Dynamic Range) Compatibility	Yes (HDR10,HLG)
Portrait/Tilt Compatibility	Yes

Display Features

Dimming Type	Frame Dimming
Panel Type	85": VA 75": IPS 65": IPS 55": IPS 50": VA 43": IPS
Backlight Type	85" Screen: Direct LED, 75" Screen: Direct LED, 65" Screen: Edge LED, 55" Screen: Edge LED, 50" Screen: Edge LED, 43" Screen: Edge LED
Colour Gamut (DCI-P3)	92%
Picture Processor	XR Processor
Operation Time	24/7
Deep Black Non-Glare	Standard

Display Features

Haze (%)	25%
Viewing Angle (Right/Left)	178 (89 / 89) degree (CR >10)
Viewing Angle (Up/Down)	178 (89 / 89) degree (CR >10)

Video Specification

HDMI Signal	4096x2160p(24,50,60Hz), 3840x2160p(24,25,30,50,60Hz), 1080p(24,30,50,60Hz), 1080i(50,60Hz), 720p(24,30,50,60Hz), 576p, 480p
-------------	---

Audio Specification

Audio Power Output	20W
--------------------	-----

Professional Features

IP Rating (Dust resistant)	IP5X
Real-Time Clock	Yes
Pro Mode	Yes
HDMI Auto Wake-Up	Yes
HTML5 Platform	Yes
Multicast/IPTV	TBD
Operating System	Android
On-board Storage (GB)	32GB

Network Specification

Wireless LAN	Integrated
--------------	------------

Convenience Features

USB Playback Codecs	MPEG1:MPEG1 / MPEG2PS:MPEG2 / MPEG2TS(HDV,AVCHD):MPEG2,AVC / MP4(XAVCS):AVC,MPEG4,HEVC / AVI,MotionJpeg / MOV:AVC,MPEG4,MotionJpeg / MKV,AVC,MPEG4,VP8.HEVC / WEBM:VP8 / 3GPP:MPEG4,AVC / MP3 / ASF(WMA) / LPCM / WAV / MP4AAC / FLAC / JPEG
On Screen Clock	Yes

Convenience Features

Sleep Timer	Yes
On/Off Timer	Yes
Apple AirPlay	Yes

Control Specifications

IP Control	Yes
RS-232C Control	Yes
HDMI-CEC	Yes

Inputs and Outputs

HDCP	HDCP2.3 (for HDMI1/2/3/4)
HDMI Inputs Total	4 (Side)
USB Ports	2 (Side)
Ethernet Inputs	1 (Side)

Design Features

VESA® Hole Pitch (W x H)	85" Screen: 400 x 400 mm / 15 3/4 x 15 3/4 inch, 75" Screen: 300 x 300 mm / 11 7/8 x 11 7/8 inch, 65" Screen: 300 x 300 mm / 11 7/8 x 11 7/8 inch, 55" Screen: 300 x 300 mm / 11 7/8 x 11 7/8 inch, 50" Screen: 200 x 200 mm / 7 7/8 x 7 7/8 inch, 43" Screen: 200 x 200 mm / 7 7/8 x 7 7/8 inch
--------------------------	---

Environment Specifications

Rated Power Consumption	85" Screen: 252 W, 75" Screen: 191 W, 65" Screen: 136 W, 55" Screen: 110 W, 50" Screen: 97 W, 43" Screen: 94 W
Power Consumption (in Standby)	0.5 W
Dynamic Backlight Control	Yes
Power Saving Mode	Yes

Certificates

Energy Star	Yes
-------------	-----

EPEAT	TBD
-------	-----

Measurements

Dimension of TV without Stand (W x H x D)	85" Screen: 1910 x 1091 x 73 mm / 75 1/4 x 43 x 2 7/8 inch 75" Screen: 1684 x 962 x 72 mm / 66 3/8 x 37 7/8 x 2 7/8 inch 65" Screen: 1459 x 834 x 47 mm / 57 1/2 x 32 7/8 x 1 7/8 inch, 55" Screen: 1240 x 711 x 47 mm / 48 7/8 x 28 x 1 7/8 inch, 50" Screen: 1126 x 647 x 47 mm / 44 3/8 x 25 1/2 x 1 7/8 inch, 43" Screen: 972 x 560 x 47 mm / 38 3/8 x 22 1/8 x 1 7/8 inch
---	---

Dimension of Package Carton (W x H x D)	85" Screen: TBD, 75" Screen: TBD, 65" Screen: 1591 x 968 x 161 mm / 62 3/4 x 38 1/8 x 6 3/8 inch, 55" Screen: 1355 x 841 x 141 mm / 53 3/8 x 33 1/8 x 5 5/8 inch, 50" Screen: 1226 x 770 x 131 mm / 48 3/8 x 30 3/8 x 5 1/4 inch, 43" Screen: 1068 x 676 x 130 mm / 42 1/8 x 26 5/8 x 5 1/8 inch
---	---

Weight


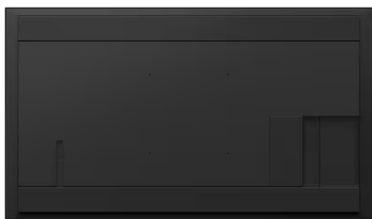

Weight of TV without Stand	85" Screen: 41.5 kg / 91.5 lb, 75" Screen: 29.2 kg / 64.4 lb, 65" Screen: 23 kg / 50.7 lb, 55" Screen: 17.3 kg / 38.2 lb, 50" Screen: 11.5 kg / 25.4 lb, 43" Screen: 8.9 kg / 19.7 lb
----------------------------	--

Weight of Package Carton (Gross)	85" Screen: TBD, 75" Screen: TBD, 65" Screen: 30 kg / 66.1lb, 55" Screen: 23 kg / 50.7lb, 50" Screen: 16 kg / 35.3lb, 43" Screen: 12 kg / 26.5lb
----------------------------------	---

Gallery



Wide leg,
cofy design





© 2004 - 2026 Sony Corporation. All rights reserved. Reproduction in whole or in part without written permission is prohibited. Features and specifications are subject to change without notice. The values for mass and dimension are approximate. All trademarks are the property of their respective owners.